

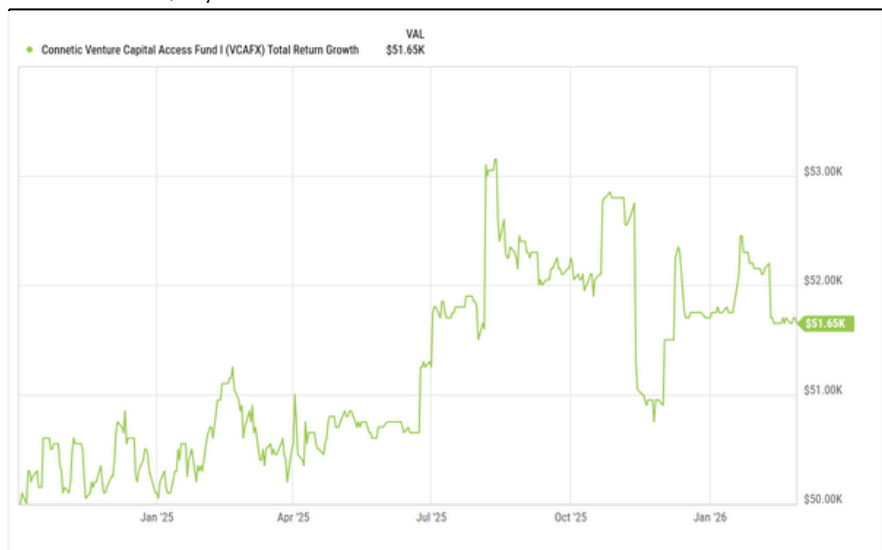
INVESTMENT OBJECTIVE

The investment seeks to provide long-term capital growth by investing primarily in equity securities of high growth, early-stage technology and consumer product companies across North America. The Fund invests primarily in equity securities of companies that the Adviser determines to have higher return potential compared to other private market opportunities.

ABOUT THE FUND

The Connetic Venture Capital Access Fund (the "Fund") is a 1940 Act, closed-end interval fund that seeks to invest in a portfolio of private, early-stage growth companies. While traditionally, such access to private companies has only been available to institutional and high net worth investors through high-minimum, complex and paperwork-laden private placement vehicles, the Adviser has built proprietary in-house software, Wendal, that analyzes a potential portfolio company and its team members. The Fund is continuously offered and seeks to provide all investors access to such companies, with daily NAV, a quarterly redemption program and simple 1099 tax reporting. The Fund does not charge a performance fee, unlike most private venture capital funds.

GROWTH OF \$50,000 SINCE INCEPTION



This chart illustrates the performance of a hypothetical \$50,000 investment made in the Fund Class I Shares since its inception on 10/02/2024. It assumes reinvestment of dividends and capital gains. This chart does not imply any future performance.

FUND DETAILS

Fund Value	\$42,677,902
Fund Inception	10/02/2024
Firm Inception	01/01/2019
Number of Positions	155
Symbol	VCAFX (I-Share)
Asset Class	Venture Capital
Fund Structure	1940 Act, closed-end interval fund
Redemptions	Quarterly tenders for up to 5% of Fund's NAV

FUND STATISTICS (As of 02/28/26 MTD)

Correlation to Index	0.279
NAV	\$10.33

TOP 10 HOLDINGS

1	CaryRx	6	MASV
2	Bizzy	7	Venture360
3	BASE	8	OTTONQMV.ID
4	Letterhead	9	Bump
5	Passage	10	Abre

Represents 49.79% of Total Fund Holdings (excluding cash) as of 02/28/26 Holdings and Sector Allocations subject to change. To view the Fund's complete holdings, visit www.conneticventures.com/vcafx_portfolio

PERFORMANCE AS OF 02/28/26

	MTD	QTD	YTD	1 Year	3 Year	Inception
VCAFX	-0.96%	1.37%	-0.10	1.87%		3.30%
S&P 500	1.50%	1.71%	1.50%	15.49%		20.48%

Returns quoted are net of fees. The performance data quoted represents past performance and is no guarantee of future results. Investment return and principal value of an investment will fluctuate so that an investor's shares, when redeemed, may be worth more or less than their original cost. Current performance may be lower or higher than the performance data quoted. Returns assume reinvestment of dividends and capital gains. Some of the Fund's fees were waived or expenses reimbursed; otherwise, returns would have been lower.

FEES & EXPENSES

The gross expense ratio before fee waivers and expense reimbursements is 3.76%. Total annual fund operating expenses after fee waivers and expense reimbursements is 2.84%. This contractual expense limitation agreement will remain in effect until July 31, 2026. Please refer to the prospectus for more details on the Fund's expenses.

Although the Fund will be making quarterly offers to repurchase its Shares, each such offer is expected to be limited to no less than 5% of the Fund's outstanding Shares; these offers may be oversubscribed, and there is no guarantee that you will be able to sell all of the Shares you desire in any quarterly repurchase offer. **An investment in the Fund's Shares is not suitable for investors that require liquidity, other than liquidity provided through the Fund's repurchase policy.**


WHY VCAFX?



Attractive Fee Structure
(No performance fee)



High Diversification
(166 positions)



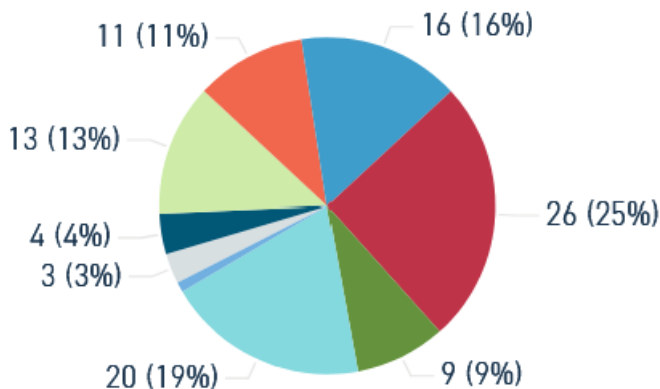
AI Analyst seeks to provide faster and smarter due diligence



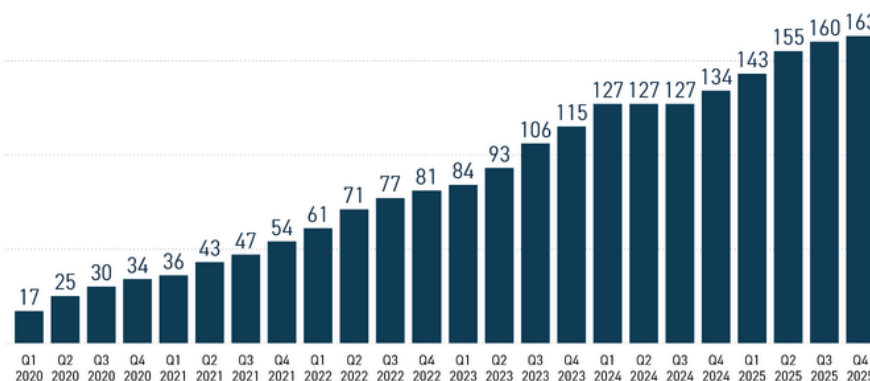
Convenient Private-Market Access
(1099 tax reporting and IRA eligible)

Vintage Year Allocation

● 2018 ● 2019 ● 2020 ● 2021 ● 2022 ● 2023 ● 2024 ● 2025 ● 2026



Predecessor Fund Running Total of Investments by Quarter



Weighting percentages are based on the value of the investments within each sector, excluding cash, as of 02/28/2026.

Proprietary Tech

Wendal is the Adviser's proprietary technology that automates due diligence and creates a level playing field for founders of potential portfolio companies to be considered for investment by the Fund. After Wendal identifies potential portfolio companies, the Adviser performs more traditional due diligence to assess whether to invest in a particular company.

Wendal®: Our AI for Your Portfolio



- Automated**
No human interaction necessary, Wendal handles initial diligence work
- Thorough**
Full application analyzes over 100 variables about company and leadership
- Fair**
Model and assessments validated for fairness across race, age, and gender
- Convenient**
Online, web-based platform

Wendal has been tested for fairness in its assessments across gender, race, and age in a study conducted by a third-party industrial psychology consulting firm. However, the testing and validation of Wendal were performed based on historical data and may not accurately predict future outcomes. There is a risk that the technologies might not perform as expected in different or changing market conditions.

FUND MANAGEMENT

Connetic RIA LLC is the adviser to the Connetic Venture Capital Access Fund. The investment team is made up of five professionals, including three portfolio managers, with support from two analysts and proprietary software, Wendal. The team's professional backgrounds include venture capital, private equity, investment banking and portfolio management experience. Collectively, the team has made more than 250 private transactions and has more than seventy years of financial industry experience.

PORTFOLIO MANAGERS

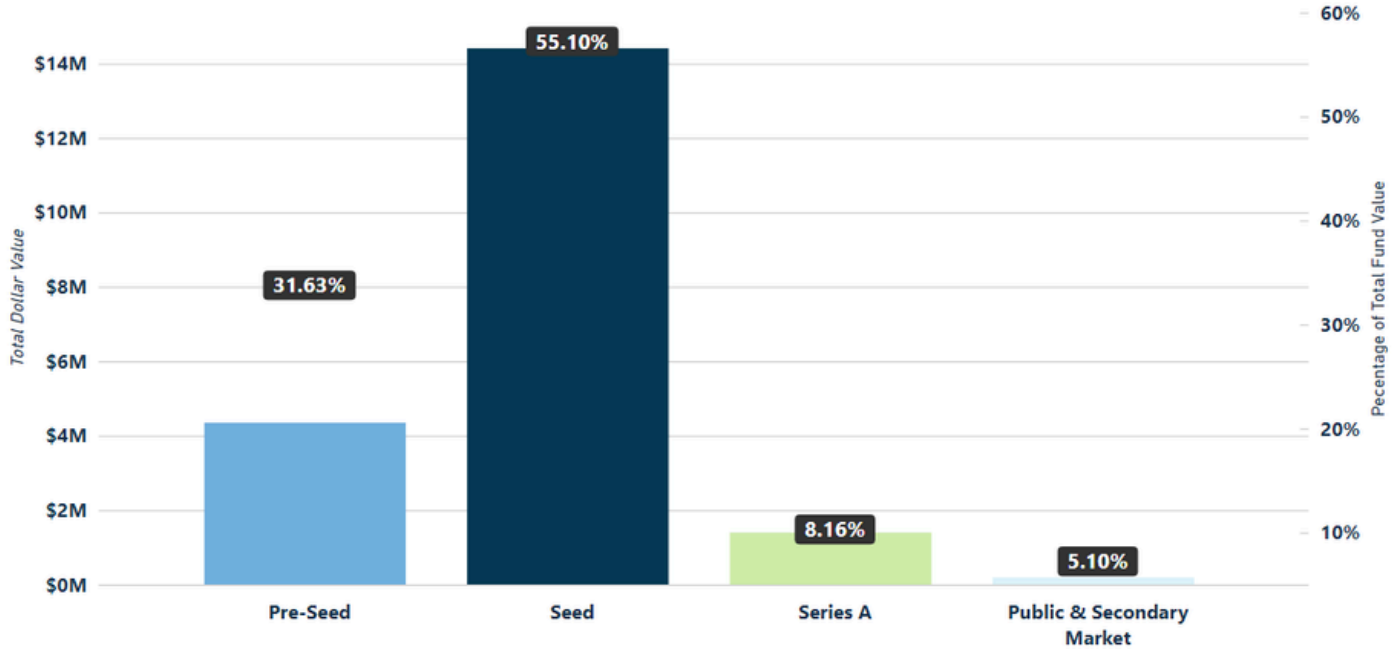
Brad Zapp **Chris Hjelm**
CEO SVP Portfolio

Learn More at www.ConneticVentures.com/vcafx
The Fund is distributed by Foreside Financial Services, LLC.

FUND STRATEGY

Stage

We Invest at the Value-Driven Stages of Venture Capital

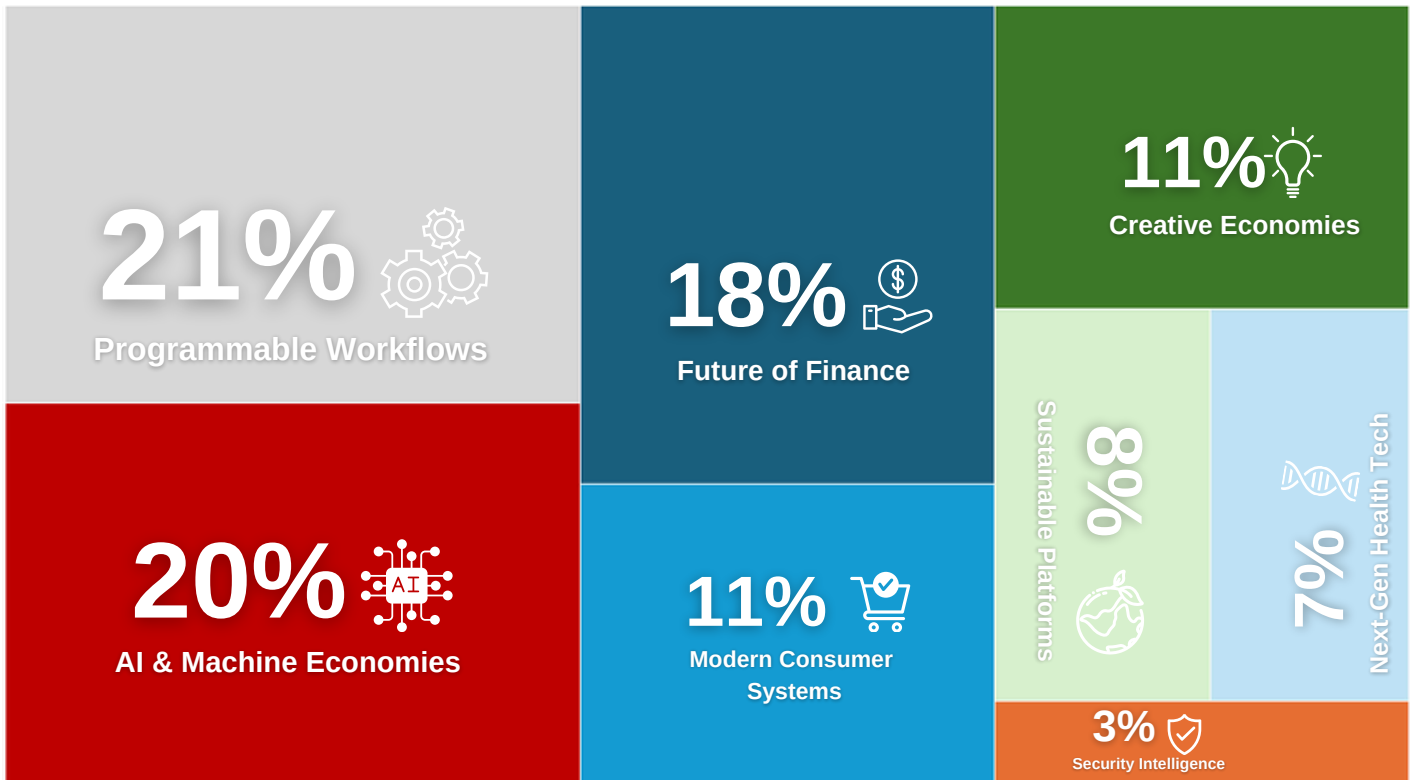


For illustrative purposes only. This chart does not represent the valuation of any actual investment. It should not be considered investment advice or a forecast or guarantee of future results.

Sectors

We Invest Across Industries and Strategies

(portfolio weightings as of 02/28/2026)



IMPORTANT DISCLOSURES

The Fund was organized as a Delaware statutory trust on September 11, 2023. The Fund acquired all the assets and liabilities of 908 Investments LLC (the "Predecessor Fund"), a private fund that merged into the Fund, in a tax-free reorganization on October 2, 2024 (the "Reorganization"). In connection with the Reorganization, interests in the Predecessor Fund were exchanged for Class I Shares of the Fund. The Predecessor Fund had an investment objective and strategies that were, in all material respects, similar to those of the Fund and were managed in a manner that, in all material respects, complied with the investment guidelines and restrictions of the Fund. Connetic RIA LLC (the "Adviser" or "Connetic Ventures") managed the Predecessor Fund.

The Fund is a diversified, closed-end management investment company designed for long-term investors. The Fund is neither a liquid investment nor a trading vehicle. You should not invest in the Fund if you need a liquid investment. Closed-end funds differ from open-end management investment companies (commonly known as mutual funds) in that investors in a closed-end fund do not have the right to redeem their shares daily.

The Fund intends to primarily invest in securities of private, early-stage, venture-backed growth companies. There are significant potential risks relating to investing in such securities. Because most of the securities in which the Fund invests are not publicly traded, the Fund's investments will be valued by the Adviser pursuant to fair valuation procedures and methodologies adopted by the Board of Trustees, as set forth in the prospectus. As a consequence, the value of the securities, and therefore the Fund's Net Asset Value ("NAV"), may vary. There are significant potential risks associated with investing in private, venture capital investments with complex capital structures. The Fund focuses on creating a large, diversified portfolio in an attempt to reduce risk compared to a smaller, concentrated portfolio. There is a greater focus in technology securities that could adversely affect the Fund's performance. The Fund's quarterly repurchase policy may require the Fund to liquidate portfolio holdings earlier than the Adviser would otherwise do so and may also result in an increase in the Fund's expense ratio. Portfolio holdings of private companies that become publicly traded likely will be subject to more volatile market fluctuations than when private, and the Fund may not be able to sell shares at favorable prices. Such companies frequently impose lock-ups that would prohibit the Fund from selling shares for a period after an initial public offering ("IPO"). Market prices of public securities held by the Fund may decline substantially before the Adviser is able to sell the securities. Certain conflicts of interest involving the Fund and its affiliates could impact the Fund's investment returns and limit the flexibility of its investment policies. This is not a complete enumeration of the Fund's risks.

Please read the Fund prospectus for other risk factors related to the Fund.

- Shares are not listed for trading on any securities exchange, and you should not expect to be able to sell Shares in a secondary market transaction. Even though the Fund makes quarterly repurchase offers for its outstanding Shares (expected to be 5% per quarter, which is the minimum amount permitted), investors should consider Shares of the Fund to be an illiquid investment.
- The Fund is designed for long-term investors. An investment in the Fund may not be suitable for you if you need the money you invest within a specified period.
- The amount of distributions the Fund may pay, if any, is uncertain. There is no assurance that the Fund will be able to maintain a certain level of distributions to shareholders.
- The Fund's investments may require several years to appreciate in value, and there is no assurance that such appreciation will occur.
- Investing in the Shares may be speculative and involve a high degree of risk, including the risks associated with venture capital investing and the potential loss of your entire investment.

The Fund's investment objectives, risks, charges, and expenses must be considered carefully before investing. The prospectus contains this and other important information about the investment company. Please read it carefully before investing. A hard copy of the prospectus can be requested by calling 844-434-6493.

Connetic Ventures offers investment advisory services and is registered with the U.S. Securities and Exchange Commission ("SEC"). SEC registration does not constitute an endorsement of the advisory firm by the SEC nor does it indicate that the advisory firm has attained a particular level of skill or ability. The oral and written communications of an adviser provide you with information about which you determine to hire or retain an adviser. Form ADV Part 2A & 2B can be obtained by visiting: <https://adviserinfo.sec.gov> and search for our firm name. The material above has been provided for informational purposes only and is not intended as legal, tax or investment advice or a recommendation of any particular security or strategy. The investment strategy and themes discussed herein may be unsuitable for investors depending on their specific investment objectives and financial situation.

More about Wendal® : Using technology like Wendal® may limit the pool of potential portfolio companies in that the analysis performed is only done on companies that apply. Incomplete, erroneous, limited data, coding and logic errors could lead to incomplete analyses or incorrect recommendations, affecting the Fund's decision-making process. There is a risk that the technologies might not perform as expected in different or changing market conditions.

GLOSSARY OF TERMS

AI and Machine Economies is software agents and systems that work on their own to create value around the clock. **Correlation** is a statistical measure that expresses the extent to which two variables move in relation to each other. In investing, it indicates how closely the returns of two investments move together. Correlation is measured on a scale from -1 to +1, where -1 represents perfect negative correlation, 0 indicates no correlation, and +1 represents perfect positive correlation. Understanding correlation is important for portfolio. **Creative Economies** is software that helps creators own their work and grow without middlemen or platform fees. **Future of Finance** is fintech software rebuilding how money moves, grows, and is managed for people and institutions. **Modern Consumer Systems** is software powering how people shop, share, and connect in a fast, personal, and social world. **Next-Gen Health Tech** is healthcare software that's more accurate, affordable, and designed with people in mind. **Programmable Workflows** is software that automates the tedious parts of business with flexible logic that scales with you. **S&P 500® Index**: The S&P 500 is a market-capitalization-weighted index composed of 500 leading publicly traded companies across major sectors of the U.S. economy. It is widely recognized as a benchmark for the performance of large-cap U.S. equities. Indexes are unmanaged and it is not possible to invest directly in an index. **Security Intelligence** is software that predicts, detects, and stops threats before they become real problems. **Sustainable Platforms** is software that makes sustainability scalable and turns it into a real competitive advantage.

The Fund is distributed by Foreside Financial Services, LLC.